

GEL BATTERY 12Volt 75Ah

Specifications

Nominal Voltage(V) **12V**

Nominal Capacity

20 hour rate	(3.75A to 10.50V)	75Ah
5 hour rate	(12.75A to 10.20V)	63.75Ah
1 hour rate	(41.25A to 9.60V)	41.25Ah
1 C	(75A to 9.60V)	40Ah

Weight **Approx. 24.8kg(54.6Lbs.)**

Internal Resistance (at 1KHz) **Approx. 7.5 mΩ**

Maximum Discharge Current for 5 seconds: **900A**

Charging Methods at 25°C (77°F)

Cycle use:

Charging Voltage **13.8 to 14.4V**

Coefficient **-5.0mV/°C/cell**

Maximum Charging Current : **22.5A**

Standby use:

Float Charging Voltage **13.5 to 13.8V**

Coefficient **-3.0mV/°C/cell**

Operating Temperature Range

Charge **-15°C (5°F) to 40°C (104°F)**

Discharge **-15°C (5°F) to 50°C (122°F)**

Storage **-15°C (5°F) to 40°C (104°F)**

Charge Retention (shelf life) at 20°C (68°F)

1 month **98%**

3 month **94%**

6 month **85%**

Case Material **ABS UL94 HB**

Option: Flammability resistance of (UL94 V-0)

Terminal **F8**

Description of torque value of hard ware for the terminals:

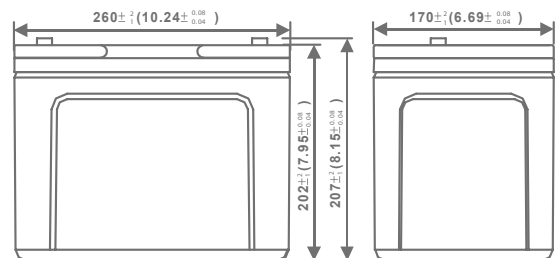
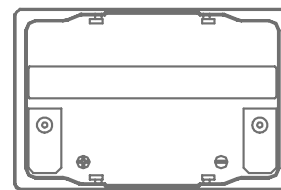
Recommended torque value **M6: 7 N-m (71kgf-cm)**

Maximum allowable torque value **M6: 9 N-m (92kgf-cm)**

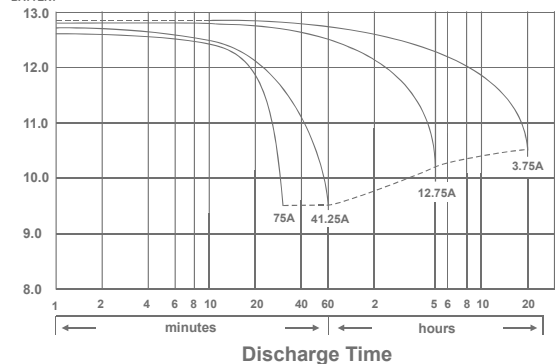


Dimensions

mm(inch)

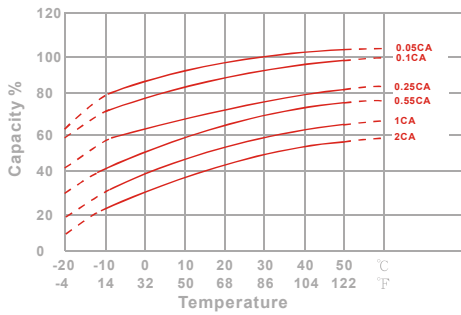


(V) FOR 12V BATTERY Discharge Time VS. Discharge Current (25°C)

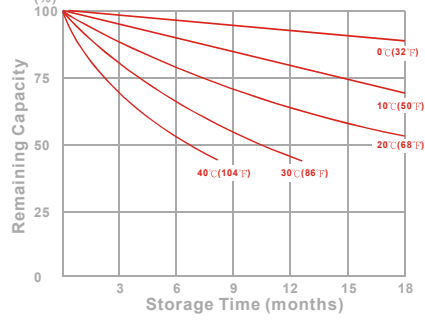


ULTRA MAX®

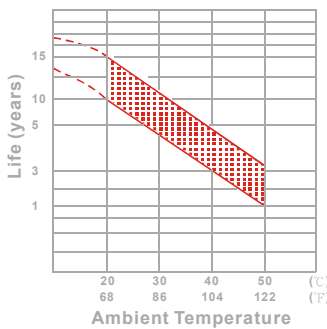
Effect of Temperature on Capacity 25°C (77°F)



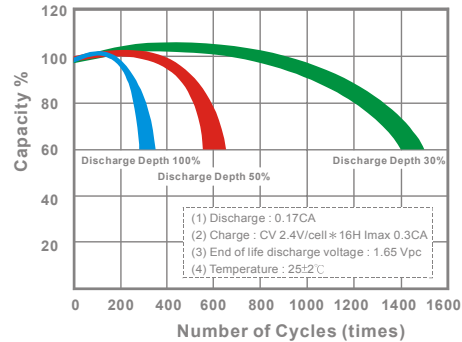
Capacity Retention Characteristic



Trickle (or float) Service Life



Cycle Service Life



- PERFORMANCE DATA

Discharge Rates in Watts to Various End Voltages at 25°C (77°F)

End Voltage		1.85V	1.80V	1.75V	1.70V	1.67V	1.65V	1.60V
5	min	366	386	442	469	483	497	510
10	min	251	264	303	321	331	340	349
15	min	160	203	216	247	252	258	264
30	min	125	134	139	143	144	146	149
60	min	75.2	79.4	81.7	83.5	84.2	84.9	85.9
120	min	43.9	46.3	47.7	49.0	49.4	49.9	50.5
180	min	31.6	33.3	34.3	35.0	35.3	35.7	36.1
240	min	25.7	26.8	27.6	28.2	28.4	28.7	29.0
300	min	22.5	23.5	24.2	24.7	24.9	25.0	25.2
600	min	14.3	14.4	14.6	14.7	14.7	14.8	14.9
1200	min	7.46	7.57	7.66	7.74	7.79	7.82	7.87

- Discharge Rates in Amperes to Various End Voltages at 25°C (77°F)

End Voltage		1.85V	1.80V	1.75V	1.70V	1.67V	1.65V	1.60V
5	min	160	193	221	245	253	263	274
10	min	101	129	150	167	173	179	186
15	min	81.5	98.1	112	124	127	131	135
30	min	56.9	65.3	71.5	76.1	77.0	78.5	80.1
60	min	37.5	40.2	41.9	43.3	43.7	44.3	45.0
120	min	18.8	20.8	22.2	23.3	23.6	24.0	24.5
180	min	14.7	16.2	17.1	17.9	18.2	18.6	19.0
240	min	12.1	12.9	13.7	14.2	14.5	14.8	15.1
300	min	11.4	12.1	12.5	12.8	13.0	13.2	13.5
600	min	7.02	7.15	7.26	7.35	7.37	7.42	7.46
1200	min	3.67	3.73	3.78	3.82	3.83	3.85	3.87

All data on the spec. sheet is an average value:

The tolerance range : X < 6min(+15%~-15%), 6min ≤ X < 10min(+12%~-12%), 10min ≤ X < 60min(+8%~-8%), X ≥ 60min(+5%~-5%)